

KUBOTA

Universal Refrigerated Centrifuge



5922

www.centrifuge.jp

RCF of 21,040 x g, Tool-less rotor, and 12 types of rotors available.



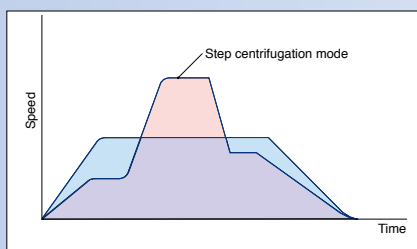
Employs a tool-less rotor that is easy to set. In addition, the rotors now in use can be used commonly. (See the Rotor list.)

Maximum speed 15,000 rpm
Maximum RCF 21,040 x g

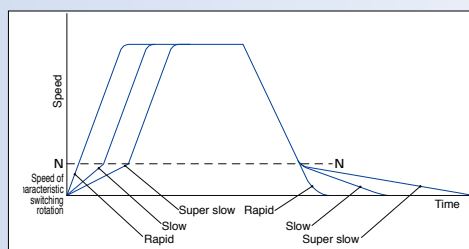
A versatile refrigerated centrifuge
Microtiter plates, deep-well plates, medium-capacity fixed-angle rotors, multi-tube-loading swinging bucket rotors available

Aims at safety in design and conforms to the international safety standard IEC 61010-2-020.

Short acceleration/deceleration time at both high and low speeds
10 sec/10 sec for 18 x 2mL tubes AT-2018M rotor at 15,000 rpm
35 sec/35 sec for 4 x 250mL tubes ST-2504MS swinging bucket rotor at 4,800 rpm

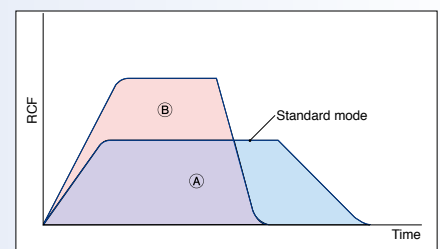


Step centrifuging function



Acceleration or deceleration characteristics

- Super slow acceleration or deceleration is suitable for centrifugation of a sensitive sample easy to float.
- Suitable for centrifugation of a sample easy to float, such as the density gradient method and blood cell cleaning.
- The speed of characteristic switching rotation N for super slow acceleration and super slow deceleration can be set.



Integrator function
g · sec value

- The integrator function can reproduce the identical centrifugal effect. $\text{A} = \text{B}$

Features

■ The tool-less rotors can be set or changed without using a tool.

(except when RA-410M3 rotor is used)
(See the Tool-less Rotor column of the Rotor list.)

■ Various types of rotors are available and one unit can accommodate them in a versatile manner.

- Three types of micro rotors
Maximum speed 15,000rpm, maximum RCF 20,630xg (AT-2018M / 2724M)
Bio sealed rotor which can spin at 14,000rpm / 21,040xg (AT-2730M)
- The medium-capacity fixed-angle rotor for 8 x 50 mL Conical tubes.
- Two types of plate rotors. A high-speed plate rotor can do ethanol precipitation.
- Anti-biohazard rotors
 - (1) A swinging bucket rotor (ST-2504MS) that can accommodate sealing caps and is capable of a maximum speed of 4,800rpm and maximum 4,300xg.
* "Sealing Cap and O-ring" (Code 055-0964) are optional.
 - (2) A swinging bucket rotor (ST-5004M) that can accommodate sealing caps and is capable of a maximum speed of 4,000rpm and maximum 3,080xg.
* Sealing Caps are equipped with rotor (not optional).
 - (3) Various rotors can be autoclaved (121°C/134°C).
- Three types of multi-tube-loading swinging bucket rotors
Select from anything between 4 x 500mL bottles to 80 x 2mL tubes

■ Easy-to-use and convenient functions

- Memory flushing function for easy spin-down (patented)
Automatically memorizes the duration of spin-down operation ranging from 1 to 90 seconds. Merely pressing the key the next time starts the spin-down for the memorized duration.
- 5 operation condition memory settings are available, and one-touch saving, access and operation are possible.
- Equipped with a GMP requirements tachometer port. Actual rotor speed is easy to check.

- Acceleration and deceleration curve can be varied in three steps according to the sample and purpose. Density-gradient centrifuging is possible.
- RCF (xg)-set operation function and stepped centrifugal force function
- Integrator function that can attain optimization of centrifuging conditions. g-sec value (integrated RCF value) can be measured, and operation with this value set is possible.
- The timer can be set up to 990 minutes or seconds. During hold operation, the elapsed time of operation is displayed.

■ Safety pursued

- Designed with safety in mind and in conformance with the international safety standard IEC 61010-2-020. (except when RA-410M3 rotor is used)
Conformance to this standard will become increasingly important in the future.
- It is designed so that no fragments will be ejected from the centrifuge even if the rotor is broken.
- The lid lock is interlocked, and a twin lock system of 2 right and left hooks is employed. The interlock is protected against shocks and employs an electrical double protection circuit.
- Equipped with various sensors for higher safety. Stops at occurrence of an abnormality. Equipped with an automatic rotor identification function, rotor setting state detector and imbalance detector.

■ Sample temperature kept at 4°C

(At an ambient temperature of 25°C. See Rotor list for details.)

■ Designed considering friendliness to the global environment and recycling.

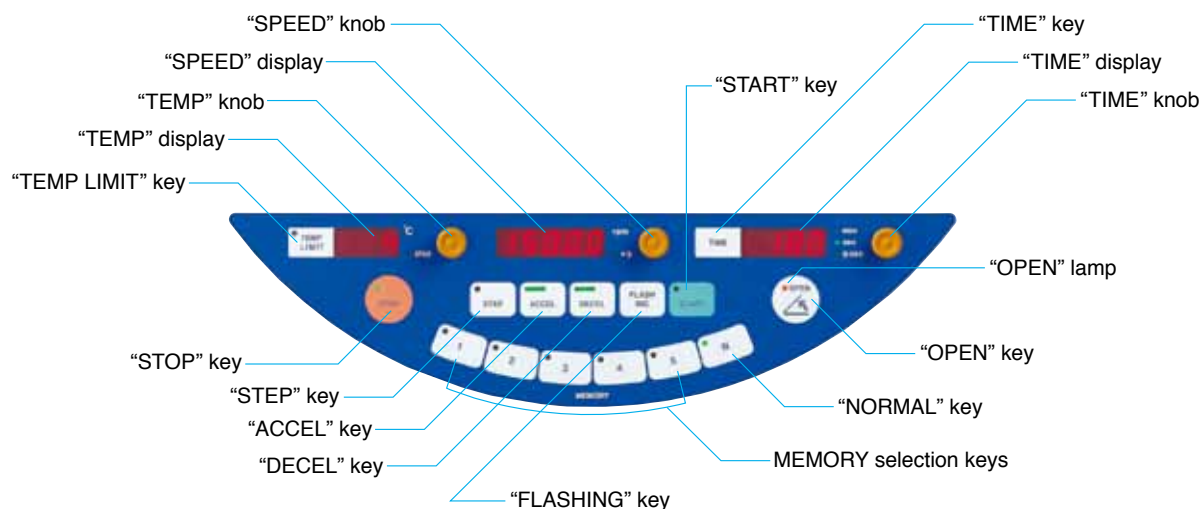
Employs CFC-free R134a for the refrigerant. On the main unit, only a small amount of plastic is used to reduce the load on the environment.

■ A thermostatic refrigerated centrifuge (-20 to 40°C) is available (optional).


















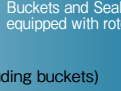

On some rotors, however, the sample temperature may exceed 4°C if operated at the maximum rotor speed (at an ambient temperature of 25°C).

■ A safety cabinet with an anti-biohazard HEPA filter (Class I) can be set (optional).

Improvement of ease of setting and operations, and visibility is designed-in.


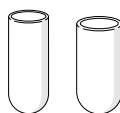













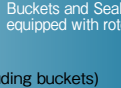




Rotor, Bucket, Tube Rack Table for Model 5922

Tube								
		36 x 1.5/2mL	72 x 1.5/2mL	80 x 1.5/2mL	68 x 5~7mL narrow blood collecting tube	24 x 8mL CPT cell preparation tube	80 x 10mL (glass)	
Swinging bucket rotor	Nominal Capacity							
	Tube size (mm) diam. x length	9.5~11 x 36~42			12~13.7 x 62~110		13.5~15.8 x 81~130	12~13.8 x 65~95
	Maximum Speed rpm	3,500/4,800	4,000	3,500	3,500	3,500	3,500	
	Maximum RCF x g	2,260/4,250	3,040	2,290	2,300	2,310	2,260	
 ST-722M Max 3,500rpm Max 2,380 x g Autoclavable* Choose either bucket.	Tube Rack, Adaptor Code No.  Bucket Code No. 053-5820 Buckets are optional.	—	—	055-4800 	Bucket Code No. 053-5840 	Adaptor Code No. 055-0260  *1	055-6900  *2	055-4740 
	Tube Rack, Adaptor Code No. 055-1190  Bucket Code No. 053-0020 Sealing caps and O-rings Code No.055-0964 Buckets and sealing caps are optional.	055-1190 	—	—	—	—	—	
 ST-2504MS Max 4,800rpm Max 4,300 x g Autoclavable*	Tube Rack, Adaptor Code No.  Sealing caps and O-rings Code No.055-0964 Buckets are equipped with rotor.	055-1190 	—	—	—	—	—	
 ST-5004M Max 4,000rpm Max 3,080 x g Autoclavable*(Excluding buckets)	Tube Rack, Adaptor Code No.  Buckets and Sealing caps are equipped with rotor.	—	055-0770 	—	—	—	—	

* The number of times allowed for autoclaving are limited. Please refer an instruction manual.

The maximum speed and maximum RCF of ST-722M indicated on the left in red. The maximum speed and maximum RCF of ST-2504MS indicated on the right in blue.

Tube								
		4 x 50 mL Conical tube	12 x 50 mL Conical tube	16 x 50 mL Conical tube	4 x 100mL (glass)		4 x 175/225mL Conical bottle	
Swinging bucket rotor	Nominal Capacity							
	Tube size (mm) diam. x length	30 x 117			38~46.5 x 83~120	38~46.5 x 113~120		61x118/61x137
	Maximum Speed rpm	3,500/4,800	4,000	3,500	3,500	3,500/4,800	4,000	3,500/4,800
	Maximum RCF x g	2,260/4,250	3,040	2,330	2,300	2,260/4,250	2,990	2,260/4,250
 ST-722M Max 3,500rpm Max 2,380 x g Autoclavable* Choose either bucket.	Tube Rack, Adaptor Code No.  Bucket Code No. 053-5820 Buckets are optional.	—	—	055-6070 	055-4770 	—	—	—
	Tube Rack, Adaptor Code No. 055-1170  Bucket Code No. 053-0020 Sealing caps and O-rings Code No.055-0964 Buckets and sealing caps are optional.	055-1170 	—	—	—	055-1200 	—	* 4
 ST-2504MS Max 4,800rpm Max 4,300 x g Autoclavable*	Tube Rack, Adaptor Code No.  Sealing caps and O-rings Code No.055-0964 Buckets are equipped with rotor.	055-1170 	—	—	—	055-1200 	—	* 4
 ST-5004M Max 4,000rpm Max 3,080 x g Autoclavable*(Excluding buckets)	Tube Rack, Adaptor Code No.  Buckets and Sealing caps are equipped with rotor.	—	055-0760 	—	—	—	055-1180 	—

* The number of times allowed for autoclaving are limited. Please refer an instruction manual.

The maximum speed and maximum RCF of ST-722M indicated on the left in red. The maximum speed and maximum RCF of ST-2504MS indicated on the right in blue.

68 x 10mL blood collecting tube/15mL (glass)	28 x 5~10mL blood collecting tube/15mL (glass)	48 x 5~10mL blood collecting tube/15mL (glass)	48 x 5~10mL blood collecting tube/15mL (glass)	Flow Cytometer	16 x 15mL Conical tube	28 x 15mL Conical tube	28 x 15mL Conical tube	32 x 15mL Conical tube	4 x 50 mL (glass)	8 x 50 mL (glass)	12 x 50 mL (glass)
15~17.2x52~110	12~17.2x72~110				17x121				27~36.4x85~110		
3,500	3,500/4,800	3,500	4,000		3,500/4,800	3,500	4,000	3,500	3,500/4,800	3,500	4,000
2,300	2,200/4,150	2,330	2,990		2,270/4,280	2,300	3,060	2,330	2,200/4,150	2,330	2,970
Bucket Code No. 053-5840 	—	055-0880 	—	—	Bucket Code No. 053-5840 	—	—	055-4780 	—	055-4760 	—
—	055-1140 	—	—	055-1160 	—	—	—	—	055-1150 	—	—
—	055-1140 	—	—	055-1160 	—	—	—	—	055-1150 	—	—
—	—	—	055-0730 	—	—	055-0750 	—	—	—	—	055-0740

↑ ↑ ↑
This convenient tube rack can accommodate blood collecting tubes of various sizes (such as 5 mL, 7 mL, 10 mL), as well as 15 mL glass tubes.

- *1 5-7mL blood collecting tubes made by SEKISUI (Insepack II), Terumo (Venoject II), Nipro (Neotube), Beckton Dickinson (Vacutainer) can be used. Tube for flow cytometry can also be used.
- *2 Vacutainer 8 mL blood collecting tube for CPT cell separation (nominal φ16 x 125) made by Beckton Dickinson can be used.
- *3 5-10 mL blood collecting tubes made by SEKISUI (Insepack II), Terumo (Venoject II), Nipro (Neotube), Beckton Dickinson (Vacutainer) can be used. Tube for flow cytometry can also be used.

4 x 175/200/225mL Conical bottle	4 x 250mL *7	4 x 250mL *7	4 x 250mL *7	4 x 500mL *8	4 x Self-Standing for sputum	Self-Standing for sputum			Self-Standing for sputum		
61 x 118/61 x 130/61 x 137	60~61.8 x 100~134.4			85 x 135	キャップ径φ48以下	x 4	x 8	x 12	x 8	x 12	x 16
3,500	4,000	3,500	3,500/4,800	4,000	3,500/4,800	cap size φ 48	cap size φ 37	cap size φ 31	cap size φ 48	cap size φ 37	cap size φ 31
2,330	3,040	2,380	2,290/4,300	3,080	2,260/4,250	4,000	3,020	2,250	2,290	2,300	
055-4850 	—	055-4850 	—	—	—	—	—	—	055-0430 	055-0440 	055-0450
—	—	—	can be used without adaptors	—	055-1210 	—	—	—	—	—	—
—	—	—	can be used without adaptors	—	055-1210 	—	—	—	—	—	—
—	055-0780 	—	—	055-0780 	can be used without adaptors	055-0810 	055-0800 	055-0790 	—	—	—

*4 175/225 mL conical BD Falcon tubes (Catalogue No.352076/No.352075) require cushions (Catalogue No.352090). Sealing cap cannot be used with 225mL tubes.
 *5 175/225 mL conical BD Falcon tubes (Catalogue No.352076/No.352075) require cushions (Catalogue No.352090).
 *6 200 mL Nalgene bottles (Code No.376813) require cushions (Code No.377585).
 *7 Nalgene and Herolab 250mL flat bottom bottles can be used.
 *8 500mL bottles (Code No.K15501C/PPCO) can be used.

Rotor, Bucket, Tube Rack Table for Model 5922

* The number of times allowed for autoclaving are limited. Please refer an instruction manual.

		Micro	Blood collecting tubes, glass tubes						50mL bottles					
Swinging bucket rotor	Tube		*1 			 Flow Cytometer			*2 					
	Nominal Capacity	48 x 1.5/2mL	16 x 5~10mL blood collecting tube			16 x 15mL (glass)			4 x 10mL blood collecting tube/15mL (glass)	8 x 10mL blood collecting tube/15mL (glass)	32 x 10mL blood collecting tube/15mL (glass)	4 x 50 mL (glass)	8 x 50 mL (glass)	
	Tube size (mm) diam. x length	9.5~11 x 36~42	12~17 x 65~105						12~17.2 x 86~110				27~38 x 100~110	
	Maximum Speed rpm	3,500	3,500			3,500 (5,000)	3,500	3,500	3,500 (5,000)	3,500				
	Maximum RCF x g	1,880	2,220			2,230 (4,560)	2,230	2,270	2,270 (4,640)	2,270				
ST-480M Max 3,500rpm Max 2,380 x g	Bucket Code No.	053-5040 	053-4930 			053-7110 	053-7150 	053-7130 	053-7110 	053-7150 				
	Adaptor Code No.	—	—			055-7400 	055-7400 	—	—	—				
Autoclavable*	Rubber cushion Code No.	—	—			024-1400	024-1400	—	—	—				
ST-504M Max 5,000rpm Max 4,860 x g	Bucket Code No.	—	—			053-7080 	—	—	053-7080 	—				
	Adaptor Code No.	—	—			055-7400 	—	—	—	—				
Autoclavable*	Rubber cushion Code No.	—	—			024-1400	—	—	—	—				

Choose optional buckets, adaptors and cushions.

This convenient tube rack can accommodate blood collecting tubes of various sizes (such as 5 mL, 7 mL, 10 mL), as well as 15 mL glass tubes.

The maximum speed and maximum RCF of ST-504M indicated in the brackets ().

		Conical tubes					Conical tubes for biohazard-proof				
Swinging bucket rotor	Tube										
	Nominal Capacity	16 x 15mL Conical tube	4 x 15mL Conical tube	4 x 50mL Conical tube	8 x 15mL Conical tube	8 x 50mL Conical tube	4 x 50mL Oak ridge tube	4 x 50mL Conical tube	4 x 15mL Conical tube	4 x 50mL Conical tube	
	Tube size (mm) diam. x length	17 x 121	17 x 121	30 x 117	17 x 121	30 x 117	27~29 x 100~108	30 x 117	17 x 121	30 x 117	
	Maximum Speed rpm	3,500	3,500 (5,000)	3,500 (5,000)	3,500	3,500	3,500 (5,000)	3,500 (5,000)	3,500 (5,000)	3,500 (5,000)	
	Maximum RCF x g	2,340	2,370 (4,840)	2,380 (4,860)	2,370	2,380	2,180 (4,410)	2,230 (4,560)	2,370 (4,840)	2,380 (4,860)	
ST-480M Max 3,500rpm Max 2,380 x g	Bucket Code No.	053-4980 	053-5010 		053-5020 			053-7110 	053-7110 	053-0040 	
	Adaptor Code No.	—	055-1280 	—	055-1280 	—	055-4310 	055-5760 	055-1280 	*5 	
Autoclavable*		—		—		—				—	
ST-504M Max 5,000rpm Max 4,860 x g	Bucket Code No.	—	053-4970 		—			053-7080 	053-7080 	053-0050 	
	Adaptor Code No.	—	055-1280 	—	—	—	055-4310 	055-5760 	055-1280 	*5 	
Autoclavable*		—		—	—	—				—	

*1 5-10mL blood collecting tubes made by SEKISUI (Insepack II), Termo (Venoject II), Nipro (Neotube), Beckton Dickinson (Vacutener) can be used. Tube for flow cytometry can also be used.

*2 7-10 mL blood collecting tubes made by SEKISUI (Insepack II), Termo (Venoject II), Nipro (Neotube), Beckton Dickinson (Vacutener) can be used.

*3 Optional cushions (Code No.024-1400) are required.

*4 Nalgene oak ridge tube (Code No.3114-0050, 3115-0050, 3118-0050, 3119-0050) can be used.

*5 Sealing caps and O-rings (silicone) are equipped with buckets.

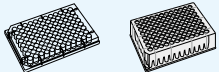

The maximum speed and maximum RCF of ST-504M indicated in the brackets ().

Equipped with sealing cap (patent pending)

Micro-plate rotor

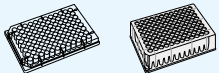
PT-89M



Test plates	Nominal Capacity	Tube size (mm) diam. x length	Maximum Speed rpm	Maximum RCF x g	Adaptor Code No.
	2 x PCR plate *1 8 x micro-plate 4 x deepwell-plate	86(W)×130(D)×89(H)	2,400	1,080	 055-6370

PT-745MS



Test plates	Nominal Capacity	Tube size (mm) diam. x length	Maximum Speed rpm	Maximum RCF x g	Adaptor Code No.
	2 x PCR plate *1 12 x micro-plate 4 x deepwell-plate	86(W)×128(D)×90(H)	4,200	3,100	055-6380

*1 Verify plate strength before centrifuging. Plates in lower position may fracture.

*2 Optional tray is available.

Micro-plate rotor

* The number of times allowed for autoclaving are limited. Please refer an instruction manual.





AT-2018M

18 x 1.5/2mL



Autoclavable at 121°C

Acceleration and deceleration is in 10 seconds.





Tube	Nominal Capacity	Tube size (mm) diam. x length	Maximum Speed rpm	Maximum RCF x g	Adaptor Code No.
	18 x 0.2mL PCR *	5.9~6.3×20~24	15,000	15,850	055-0500
	18 x 0.4mL	5.4~6.1×26~48	15,000	20,120	055-7580
	18 x 0.5mL	7~7.9×25~34	15,000	18,110	055-7590
	18 x 1.5/2mL	9.5~11×36~42	15,000	20,630	—

AT-2724M

24 x 1.5/2mL



Autoclavable at 134°C

	12 x 0.2mL PCR	5.9~6.3×20~24	15,000	14,840	—
	24 x 0.4mL	5.4~6.1×26~48	15,000	20,380	055-7580
	12 x 0.5mL	7~7.9×25~34	15,000	16,850	—
	24 x 1.5/2mL	9.5~11×36~42	15,000	20,630	—





AT-2730M

30 x 1.5/2mL



Autoclavable at 134°C

This is a bioshield rotor. Samples will not leak out from the rotor even if the tubes break. It has received accreditation from the C. A.M.R. of the UK.

	14 x 0.2mL PCR	5.9~6.3×20~24	14,000	16,430	—
	30 x 0.4mL	5.4~6.1×26~48	14,000	20,380	055-1240
	14 x 0.5mL	7~7.9×25~34	14,000	17,530	—
	30 x 1.5/2mL	9.5~11×36~42	14,000	21,040	—

* 0.2mL PCR tube may not use at maximum speed. Anti-G force of 0.2mL PCR tube may low.

Fixed Angle Rotor

AT-508C








8 x 50mL Conical tubes



RA-410M3

8 x 50mL Conical tubes



Tube	Nominal Capacity	Tube size (mm) diam. x length	AT-508C		RA-410M3		Adaptor Code No.
			Maximum Speed rpm	Maximum RCF x g	Maximum Speed rpm	Maximum RCF x g	
	8 x 12mL (plastic) *1	15.8~16.5×97~120	6,000	5,110	10,000	12,970	055-1120
	8 x 14mL *2	17×100	6,000	4,990	10,000	12,630	055-0550
	8 x 15mL Conical tube	17×121	6,000	5,270	10,000	13,190	055-1280
	8 x 50mL (plastic) *3	26.4~28.7×98~115	6,000	4,990	10,000	12,860	055-1110
	8 x 50mL Conical tube	30×117	6,000	5,350	10,000	13,420	—
Sartorius 	Ⓐ Vivaspin 2	17×126	6,000	5,270	7,780	7,990	055-1280
	Ⓑ Vivaspin 6	17×122					
	Ⓒ Vivaspin 20	30×117					
Millipore 	Ⓓ Amicon Ultra Free-CL	16.3×77	6,000	4,270	6,720	5,000	055-1330
	Ⓔ Amicon Ultra-4	17.3×124	6,000	5,270	7,530	7,480	055-1280
	Ⓕ Amicon Ultra-15	29.7×121	5,800	5,000	6,100	4,990	—

*1 Nalgene tubes, No.3110-0120 and No.3117-0120.

*2 BD Falcon tubes, No.352006, 352018 and 352059.

*3 Nalgene tubes, No.3110-0500, No.3110-9500 and No.3117-9500.

Specifications

Model 5922

Maximum Speed	• 15,000 rpm
Maximum RCF	• 21,040 xg
Maximum Capacity	• 2,000 mL
Control system	• Micro-processor control (Brushless motor) Speed, RCF, Time, Acceleration & Deceleration, 5 channel memories
Alarm display	• Lid open, Imbalance, Over speed, Function for detecting an occurrence of electrical abnormality in motor, inverter, lid interlock and speed sensor.
Acceleration / Deceleration	• Three-level selectors; Rapid, Slow and Super Slow
Speed setting	• From 200 to 15,000 rpm, 10 rpm increments
Speed indication	• Digital display, From 0 to 15,500 rpm, 10 rpm increments
RCF setting	• From 10 to 21,040 xg, 10 xg increments
RCF indication	• Digital display, From 0 to 22,030 xg, 10 xg increments
Integrator setting and indication	• Digital display, From 1.00 to 9.99 x 10 ³ g · sec
Timer setting and indication	• Digital display, with Hold and Electric buzzer from 1 sec. to 100 sec., in 1 sec. increment setting from 100 sec. to 990 sec., in 10 sec increments setting from 1 min. to 100 min., in 1 min. increment setting from 100 min. to 990 min., in 10 min. increments setting
Temperature setting and indication	• Digital display, 1°C increments setting and indication from -20°C to 40°C
Power requirements	• Single phase AC115V±10%, 50/60Hz, 15A Single phase AC220V±10%, 230V±10%, 50/60Hz, 10A
Rated voltage and Rated current	• 115V, 7.5A 220V, 3.9A 230V, 3.8A
Power consumption and Heat output	• 115V, 770W · 2.8MJ/h 220/230V, 740W · 2.7MJ/h
Dimensions, weight	• 50(W) x 65(D) x 85(H)cm ³ , 117kg
Certificates of conformity	• IEC 61010-2-020 CE Marking (AC220V and 230V version)

(g:1) Those of projections are not included.



All specifications and external appearance subject to change without notice.

* On Model 5922 only use KUBOTA made rotor, adapter and tube rack. Do not attempt use rotors, adapters or tube racks made by other manufacturers.

* The rotor mentioned in the catalogue is usable on other KUBOTA centrifuge models. For details, refer to the catalogues relevant to each model.

* Follow instructions given in the relevant Instruction & Service Manual for operating centrifuges.

Kubota has acquired ISO 9001 and ISO 13485 certification.

NOTE	Products in this catalogue are designed for use by people having the requisite technical knowledge, and must always be used with care. People who do not have adequate technical knowledge or training should use our products only under appropriate supervision, or else hazards are likely to occur.	
 DISCONTINUE USE INDICATIONS	Always discontinue use if any of the conditions listed at right are evident.	<ul style="list-style-type: none"> • The rotor or bucket appears to be damaged or corroded. • The equipment emits a burnt smell. • You receive a minor electric shock when you touch the equipment with your bare hand. • Any other abnormality or indication of failure is noticed.
 Safety Precautions	For your safe use of the equipment, be sure to read the instruction manual carefully before you start operations.	IMPORTANT
		In the event of any observed abnormality in the equipment or its parts, to prevent occurrence of functional failure or accidents, immediately turn off the power switch, disconnect the power cable plug from the mains socket and contact your local distributor or Kubota Corporation if there is no local distributor in your neighbourhood.
		Do not misplace the instruction manual. Keep the instruction manual nearby so you can refer to it whenever necessary.

• The term of supplying spare parts for repair is 10 years after discontinuation of production (except spare parts which we are unable to procure).

• This catalogue is not for distribution in the USA, Canada and Mexico as products shown are not for sale in these countries.

KUBOTA CORPORATION

<http://www.centrifuge.jp>

29-9 Hongo 3-chome, Bunkyo-ku, Tokyo 113-0033, Japan

Tel +81 3 3815 1331 Fax +81 3 3814 2574

E-mail: f-trade@kubotacorp.co.jp